








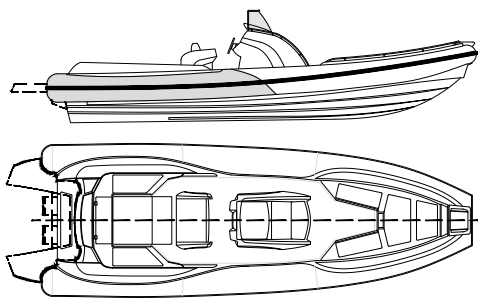


BSC 100

length		9,60 mt
width		3,45 mt
n. people		max 16
tube diam.		68 cm
compartments		n.6
weight		2098 kg
max power		450 Kw 600 cv
foot		1 XXL / 2 XL
fuel		450 Lt



VERSIONS

Classic
Sport
Elegance



STANDARD EQUIPMENT

Fiberglass prow
Anchor windlass with chain 50mt
Kit SS anchor 10 kg
Bow storage with sun deck
Close-cell cushion
Console complete
Console front seat
Foot rest
Stern seat backrest
Stern table / Stern sunbed
Storage for table on the deck
Rear Locker
Rear fiberglass platform
Tow and mooring hooks
Water tank
Water level
Stern shower complete
SS sink
Waste tank 41 L
Wast level
SS Fuel tank
Blower
Painted aluminum bracket
Bilge pump automatic
Electric panel
Complete electrical wiring
Battery distribution and clusters for 3 batteries
USB socket
Compass
Electric fridge
Electric inflator
Ladder
Repair kit

CABINE

Electric WC
12 volt shore power
Shower
Mirror
Sink
Floor grating
Lights

OPTIONAL

Hydraulic steering Seastar one cylinder for two engines
Hydraulic steering Seastar two cylinders
Power assist Seastar one cylinder
Power assist Seastar two cylinders
SS roll bar SPORT with bimini black microperforated, with lights and klaxon
SS roll bar SPORT with bimini sunbrella taupe, with light and klaxon
Console navigation lights
Gas stove
Prow table
Stern electric table
Carging system from doc
Wireless winch control
Bow truster
Transport cover
Console cover
Cover seat cover
Backrest cover
Ski pole
Courtesy lights
Complete synthétique coating
Teak full
Teak stern
Stern + prow reflex
Winch control
Chain counter
Stereo Raymarine RMX2
Stereo JL entry level
Stereo JL entry level Plus
Stereo JL entry level Premium
Axiom 9" R.V. wifi touch fishfinder 600 W
Axiom 12" R.V. wifi touch fishfinder 600 W
Navionics